

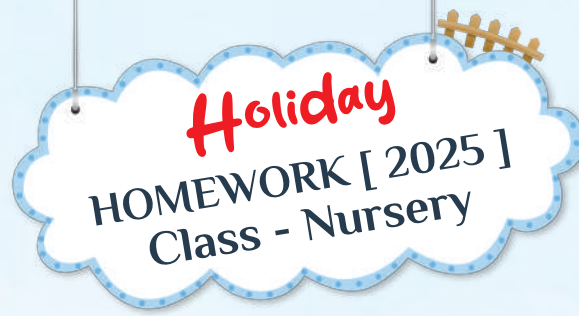
SUMMER, SUMMER ALMOST HERE!!
LET'S GIVE SUMMER A BIG FAT CHHEER!!
OF THIS FACT I'M SURELY CLEAR!!
SUMMER IS THE BEST TIME OF THE YEAR...

Dear Parent,

Long summer break is the most enviable part of school life! It provides time for rest and leisure. Children can just laze around, unwind, eat, play and make merry. The duties of a student must not be forgotten either. A balance, therefore between recreation and work must be found to ensure a break that is productive as well as relaxing.

The holiday homework has been designed to be a meaningful and creative exercise. Do ensure the child is involved with your guidance.





Here is a list of few activities:

LANGUAGE DEVELOPMENT:

Story Time: Narrate the following stories to your child; ask to recall some characters and incidents of the story by asking simple questions related to the story.

Learn at least 10 new words from each story. Encourage them to use magic words like 'thank you', 'please', 'excuse me', and 'sorry'.

1.The Bear and The Bee

<https://youtu.be/jKi2SvWOCXc>

1.The Frightened Lion

<https://youtu.be/17o2rPGryuk>



Rhyme Time: Recite a rhyme with voice modulation and actions (Minimum 3 rhymes in total).

1.Two little hands


https://youtu.be/TV_x6YUvg

2.Ten little fingers

<https://youtu.be/CBSD2VYzchQ>

1.School <https://youtu.be/bp1NP4HA>

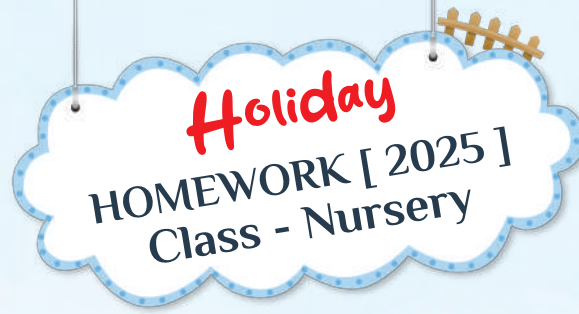
2.Apple tree <https://youtu.be/xG3tNObxubA>



Show and Tell: Choose any one favorite toy (car, doll, ball, drum, bunny, etc) and let your child speak few lines on it. The lines will be shared by the class teacher.

Show and Tell activity will conducted in the month of July.

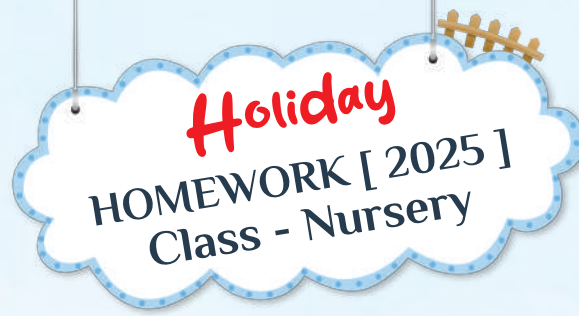




Life Skills Activities:

1. Table Lay Out: From putting a napkin in their lap to clearing their plate off the table and everything in between, the child should learn the table manners.
2. Be a folding helper: Take help from mum to fold your clothes and become a folding helper at home.
3. Fresh squeezed lemonade: Squeeze the lemons, add some syrup and mix the lemonade. Serve it to your parents and grandparents to beat the summer heat.



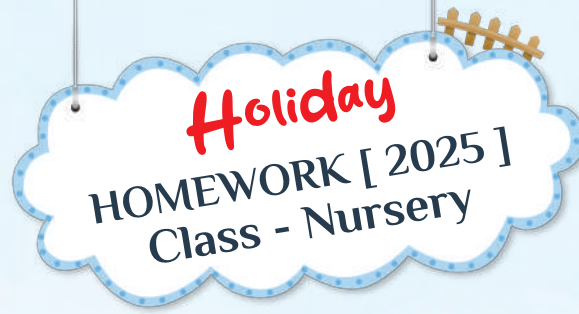


Gross Motor Skills Activities:

1. Fun Hand Games: Try out some fun hand games with your elders like Thumb wrestling, hand clapping games etc.
2. Water Transfer with Sponge: For this activity follow the directions below:
 1. Fill one container with water and setup other containers adjacent to it.
 2. Dip sponges into the water until they are saturated.
 3. Carry sponge to empty bucket and “squEEEEzzzee” all the water out.
 4. Repeat until you’ve moved all the water out of it’s original container.
2. What’s your Name: Spell out your full name.
3. Walk like an animal: run, stretch and experience the animal walks.
4. Bird Water Bowl: Listen to the story (link shared below) and create a beautiful water bowl for the birds and bring it to school when reopens.

<https://youtu.be/5L4kSiqHVJk?feature=shared>





ART & CRAFT
SOCKS PUPPETS
(Theme:Animals)



Children have fun playing around with a puppet and if it is one they create themselves, then his/her joy knows no bounds. Creating puppets by themselves will open up their mind to the world of imagination. You can use material, which is easily available at home and introduce your little ones to the joy of creating with their own hands.

Material Required:

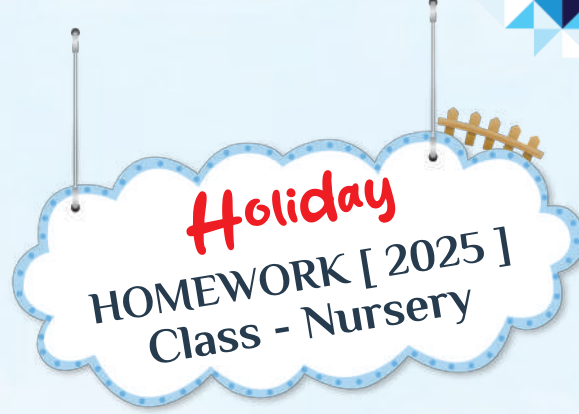
Craft Supplies(ideas below):
Felt Wire Needle/thread
Yarn
Ribbon
Googlyeyes
Buttons
Socks
Scissors
Craft poms



Kids will take help of their mothers and make the sock puppets.

Click the picture of your ward doing the activity and share it with the class teacher.





MY SPECIAL DAY WITH DAD

FATHER'S DAY: 16th JUNE 2024

My dad is so special, strong and smart
that's why I love him so much,
With all my little heart.

HAPPY FATHER'S DAY!!

Materialsrequired:

Acrylicpaint
Coloredsheet
Googlyeyes
Cut outsof moustache
Bowtie
Fevicol



Method:

Step1-Fold a piece of colored paper card in half. Trace the hand prints on the paper.

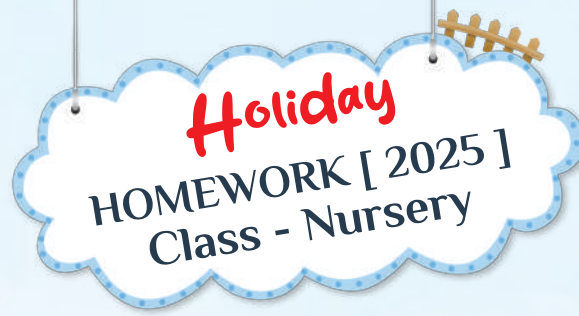
Step2-Pain the center with the color for the face and let it dry. Then paint the hair;

Step3-Trace and cut out the moustache and bow tie templates. You canal so draw this

Step4-Glue on small googlyeyes ꝑhe moustacheand the bow tie. Add two black outlines with a black marker to the center of the bow tie to make it pop more

Click the picture of your ward doing the activity a long with their dad and Share with the class teacher.





















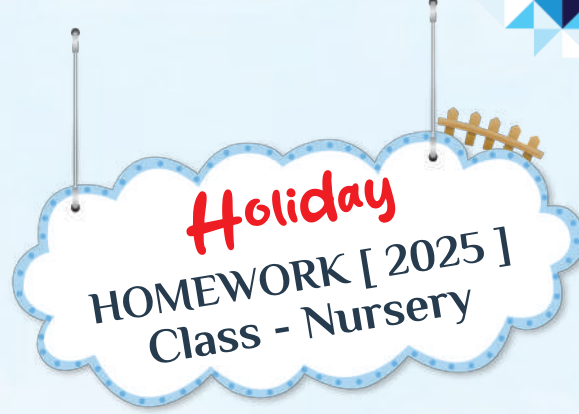


PRACTICE WORKSHEET- 1

ENGLISH

CIRCLE THE PICTURE THAT BEGINS WITH THE ALPHABET

<i>A</i>			
<i>B</i>			
<i>C</i>			
<i>D</i>			
<i>E</i>			
<i>F</i>			




PRACTICE WORKSHEET-2






MATH

Count and Color Worksheets 1 to 5

Name: _____

Count and color the correct number of objects.



1	
2	
3	
4	
5	



Aster

Since 1994

Public School

Explore | Expand | Excel

1A/5, KP-1, Greater Noida


Holiday

HOMEWORK [2025]
Class - Nursery

About Me

My name is _____.

I am a



My eyes are



Colour of my hair is



I love to



Holiday
HOMework [2025]
Class - Nursery

Enjoy
your
vacation!

Summer