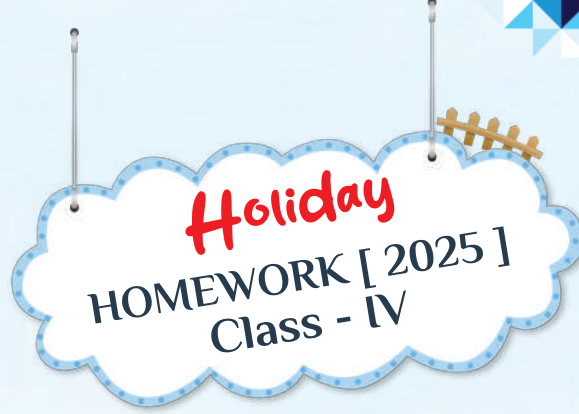


Holiday
HOMework [2025]
Class - IV

HAPPY
SUMMER
HOLIDAY
HOMework





ENGLISH

Activities compulsory for all:

- ❖ **Cooking time:** Cook a simple dish with your grandparents and write its recipe. Click its picture and paste it on a scrap book.
- ❖ **HELP ANIMALS STAY HYDRATED**


The sun is getting hotter, and just like us, animals can get really thirsty too! To help out our furry and feathered friends, you must place a shallow bowl filled with water outside your house, on a porch, balcony, or in your yard.

Click a picture and send it to the respective Grade In charge.

READING TIME:

Reading is important because it develops the mind. Understanding the written word is one way the mind grows in its ability. Reading helps to develop language skills. It also helps to learn & listen.

1. Read the following book or **any book of your choice.**



The Whistling School Boy by Ruskin Bond

- Write about your favourite character in about 80 – 100 words.
- Also mention why you like the character.

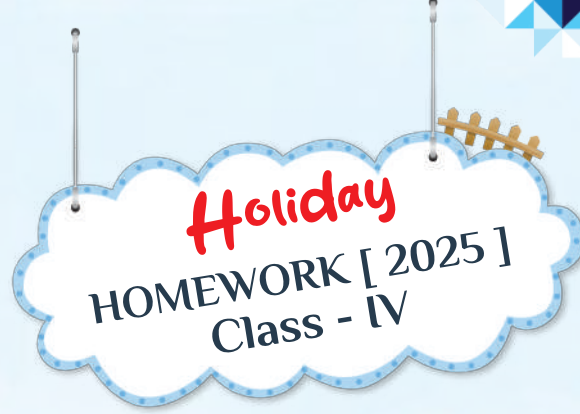
CREATING A BOOK OF INSPIRATIONAL QUOTATIONS

This activity will not only spark your creativity but also encourage you to reflect on important values like Success, Honesty, Compassion, and Gratitude.

Follow the Guidelines:

1. Suggested Themes
 - Select and write down 15 inspirational quotations.
 - Success
 - Honesty
 - Compassion
 - Gratitude





2. Presentation:

- Create a small booklet or dictionary to compile these quotations.
- Use separate pages or sections for each theme.
- Decorate the booklet beautifully using colours, illustrations, stickers, and any other creative materials you like.
- Ensure your handwriting is neat and each quotation is clearly readable.

Examples of Quotations:

- Success:
- "Success is not final, failure is not fatal: it is the courage to continue that counts." –

Winston Churchill

- Honesty:
- "Honesty is the first chapter in the book of wisdom." – Thomas Jefferson

- Compassion:
- "Compassion is the greatest form of love humans have to offer." – Rachel Joy Scott
- Gratitude:
- "Gratitude turns what we have into enough." – Anonymous

Tips for a Beautiful Booklet:

- Use colourful paper or cardstock for the cover.
- Add drawings or doodles that relate to the themes.
- Use different fonts and colours for the quotations to make them stand out.
- Incorporate glitter, ribbons, or other craft supplies to enhance the design.

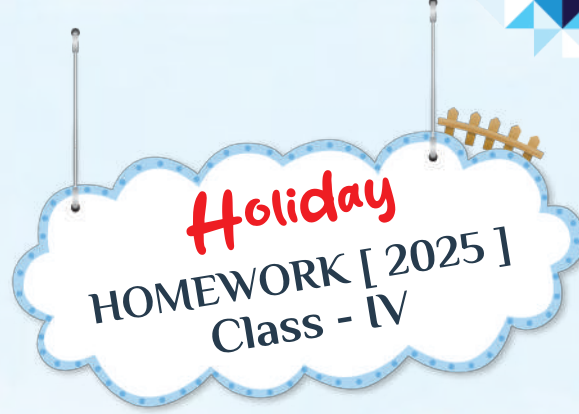
Happy Quoting!

QUEST FOR KNOWLEDGE: LET US INTERVIEW

You have the exciting task of interviewing a member of your family or an elder person. This will be a wonderful opportunity to learn more about their experiences and preferences. Here's what you need to do:

1. Choose any one of the following topics for your interview:
 - a) Their favourite political leader and their qualities
 - b) TV shows
 - c) Food preferences
 - d) Childhood memories





2. Prepare a questionnaire based on your chosen topic. Be sure to ask engaging and thoughtful questions!
3. Conduct the interview and gather all the information.
4. Create a word document presenting your interview findings. Include two pictures related to your chosen topic to make your document visually appealing.
5. Finally, print out your document.

Have fun with your interview, and we can't wait to hear all about your discoveries! Remember to be respectful and curious during your interviews. Happy interviewing!

USE YOUR IMAGINATION: ON A DESERTED ISLAND

(Refer to the movie- 'Cast Away')

Imagine that you are stranded on a desert island.

What things do you need? What would you do to survive?

If you were only allowed to take five things with you, what would you take and why?



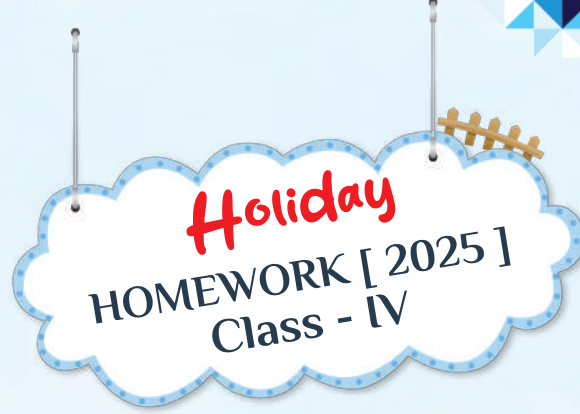
Important fact to remember- *there is no electricity on the island!*

- My survival kit:

1. _____
2. _____
3. _____
4. _____

- How I would survive on the deserted island:





Science

☀ Welcome to Our Summer STEM Adventure! ☀

Dear Young Scientists,

This summer, we're diving into the exciting world of STEM—Science, Technology, Engineering, and Mathematics! Get ready to explore, experiment, and discover how the world around us works.

What is STEM?

STEM is all about asking questions, solving problems, and using creativity to understand and improve our world. Whether it's building a bridge, launching a rocket, or growing plants, STEM helps us learn by doing!

Watch these videos as reference and choose any one project and get started!!

<https://www.youtube.com/watch?v=h4ifMEoBGKo>

<https://www.youtube.com/watch?v=18yqQQfodl8>

<https://www.youtube.com/watch?v=Bujtt6ZFGMY>

<https://www.youtube.com/watch?v=zDR8tcGPA3s>

Know About ISRO

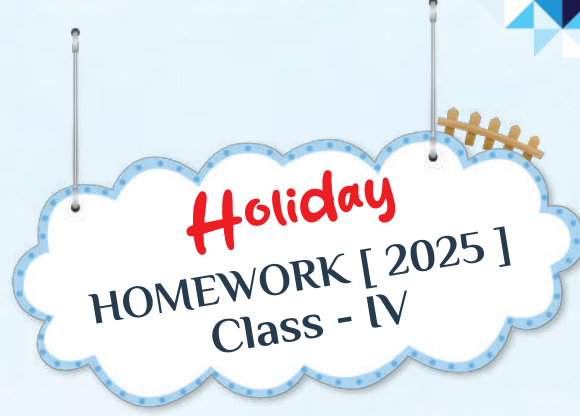
Activity: Watch informative videos or a documentary on ISRO and write a paragraph about **ISRO** (Indian Space Research Organisation) on a coloured A4 sheet.

Include:

- Full form of ISRO
- Founder of ISRO
- Year it was started
- What ISRO does
- One or two of its famous missions
- Special mention about its upcoming mission Gaganyaan

👉 Use simple words and add a small drawing or paste a picture of a rocket or satellite.





हिंदी

1 – प्रतिदिन एक पेज सुलेख लिखिए तथा पढ़िए !

2- देशभरत गीत वॉल हेंगंग

त्ववरण: एक देशभरत गीत (जैसे – “सारे जहाँ से अच्छा”) लें।

कला:

गीत की पंक्तियां अलग-अलग कागज़ पर लिखें !

हर पंक्ति के साथ एक चित्र या प्रतीक (जैसे – फ़रंगा, सैनिक, भारत माता) बनाएं सबको

जोड़कर एक लंबी लटकती हुई सजावटी वॉल हेंगंग बनाएं

SOCIAL SCIENCE **Know your country**

In order to celebrate the unity in diversity

‘Ek Bharat Shreshtha Bharat’

Under the campaign, we celebrate unity and diversity of our nation and to maintain and strengthen the fabric of traditionally existing emotional bonds between the people of a country.

So here are few states and union territories of India paired.

Choose any one pair

- Punjab -Uttarakhand
- Himachal Pradesh- Uttar Pradesh
- Jammu and Kashmir – Punjab
- Bihar- West Bengal

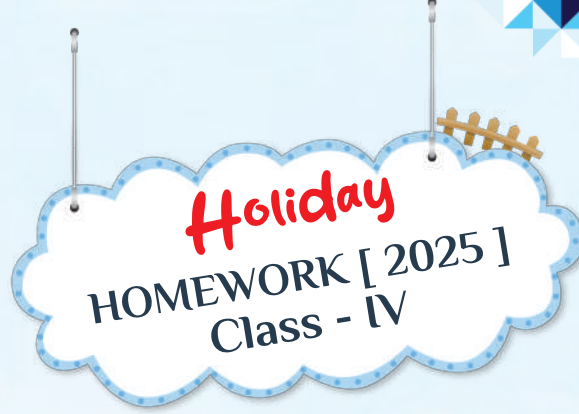
Make a book showing the comparison with cuisine, clothes, climatic condition, and dance form between the states on a chart paper.

Project title: types of forest

Reference link: (<https://youtu.be/bC5ftWl5uWI?si=N2xHlyzE1Dpueb0y>)

Create a model on the topic types of forests in India.





MATHEMATICS

General Instructions:

- PART - A is the project.
- PART - B is the revision sheet, which is recapitulation of the work which has been done so far.
- Do the revision worksheet on the A4 size ruled sheets.
- Attempt all the questions neatly and in serial order.

PART- A

ACTIVITY 1

Arun wants to make a refreshing fruit punch. He has asked for the recipe from his mother. Fill the quantity needed in the given table. Also, find out how much quantity he will need if he wants to double the recipe.

Ingredients needed:

- 1 cup water
- 3 tablespoons lemon juice
- 2 tablespoons of honey
- $\frac{1}{2}$ cup pineapple juice
- $\frac{1}{2}$ cup cranberry juice
- 1 cup orange juice
- 2 cups drinking soda
- 3 scoops vanilla ice cream

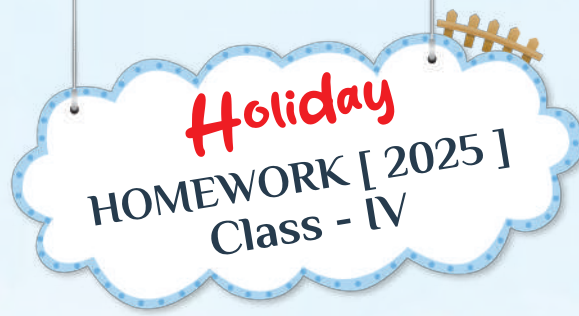
1 cup = 250 ml

1 tablespoon = 30 ml

1 scoop = 100 g

Ingredients	Quantity	
	Full recipe	Double recipe
Water		
Lemon juice		
Honey		
Orange juice		
Cranberry juice		
Pineapple juice		
Drinking soda		
Vanilla ice cream		





ACTIVITY 2 : Model making

Roll No. 1-4 : Fraction flipbook

<https://youtube.com/shorts/nvETzd4HOp0?si=0RHcv9OyPPhr1MIM>

Roll No. 5 onwards : Static model of Clock

<https://youtu.be/1WswkaH1rGA?si=Zdl-Zi9P5Ueu98Jt>

<https://in.pinterest.com/pin/211174975700842/>

The links have been given for your reference. Students are free to use their own creativity.

PART-B

REVISION WORKSHEET

Q1) Multiple Choice Questions (MCQs)

- a) Which of the following is the same as eight lakh sixty thousand four hundred twenty?
i) 8060420 ii) 806420 iii) 860420 iv) 806420
- b) $45678 + 23409 =$
i) 6970 ii) 69087 iii) 96807 iv) 96087
- c) $70000 - 34521 = ?$
i) 35479 ii) 35794 iii) 34579 iv) 37954
- d) The Roman numeral for 35 is:
i) XV ii) XXV iii) XXXV iv) VXL

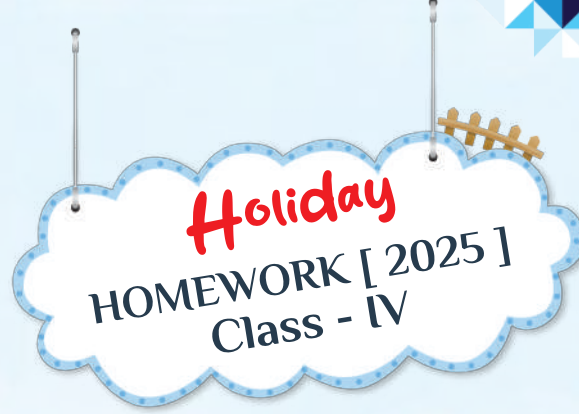
Q2) Fill in the blanks:

- a) Hundred lakhs = ____ millions.
b) $89999 + 1 =$ ____.
c) The difference between the smallest 7-digit number and greatest digit number is ____.
d) The number which is to be subtracted is called ____.
e) $5, 78, 921 - 10,000 =$ ____.

Q3) State True/False. Correct the false statement.

- a) $XL - V = XLV$
b) Hundred thousand is the same as one lakh in the Indian number system.
c) $3000 + 5000 - 4000 = 4000$





Q4) Compare and use correct sign $>$, $<$ or $=$ sign :

- a) 732286 731286 + 10000
b) L XL + X

- c) 842092 - 10000 833092 - 1000

Q5) Arrange in columns and add. Also Identify the addends and sum.

- a) 41, 32, 098 and 65, 09, 327
b) 7, 06, 541 and 9, 21, 36, 007

Q6) Find the difference by writing the numbers in column:

- a) 64,17,809 - 29, 05, 413
b) 85,23,110 - 43, 07, 200

Q7) Write the largest and the smallest number of 6 digits.

- Q8) i) What number should be added to one lakh seventy-six so that the total becomes one lakh seventy thousand six?
ii) What should be added to the number obtained above so that the number obtained should be one lakh seventy-seven thousand sixty?

Q9) What will be the difference if the sum of 61,287 and 12,381 is subtracted from 2, 23, 538?

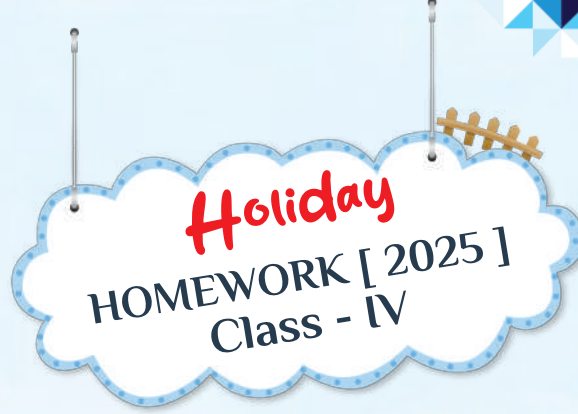
Q10) A factory made 43, 708 milk mugs for children in May and 17, 056 mugs more in June than in May. However due to short supply of electricity, it produced 10, 080 less mugs in July than in June. How many total milk mugs did it make in these 3 months?

Q11) Mr. Mehta had ₹ 7,35,150 in his bank account. He withdrew ₹ 1,87, 250 on Monday and Rs 45,500 on Thursday. How much money is left in his bank account.

Q12) The sum of two numbers is 45, 60, 829. If one of them is 2,30,000. Find the other number.

Q13) If you write down all the numbers from 1 to 100, then how many times does one occur?

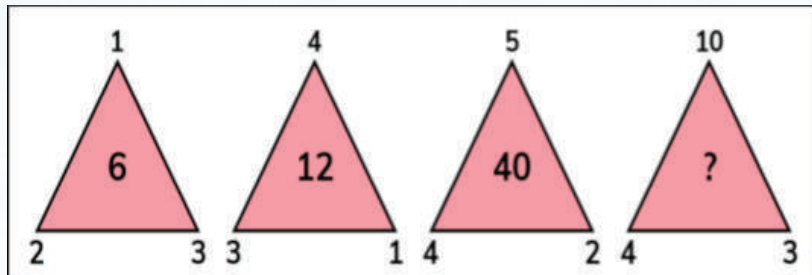




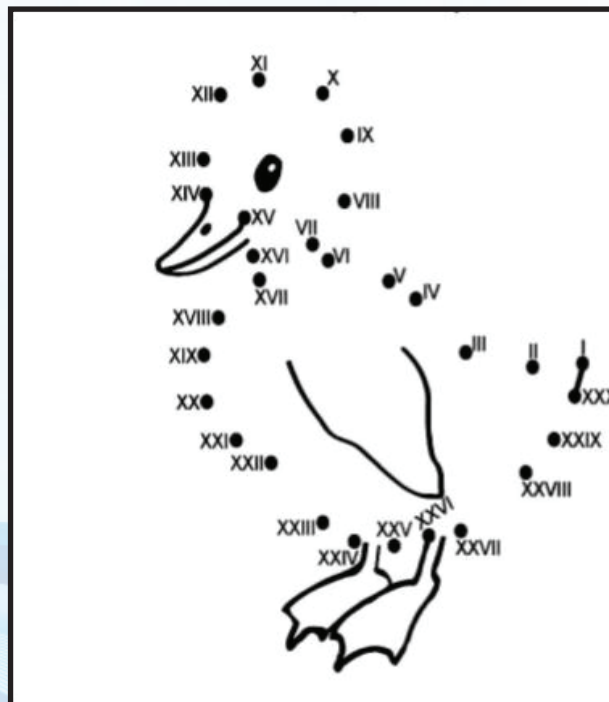
Q14) A bakery shop has 12,331 chocolate doughnuts. It has 24,611 more strawberry doughnuts than chocolate doughnuts.

- How many strawberry doughnuts does the bakery shop have?
- How many doughnuts does the bakery shop have altogether?

Q15) Find the missing number (?) below:



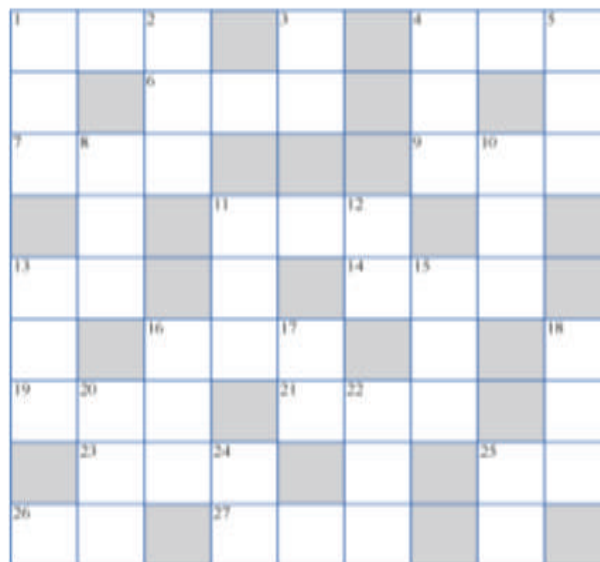
Q 16) Join the roman numerals and complete the picture. Also colour it.



Holiday
HOMEWORK [2025]
Class - IV

Q 17) Solve the given puzzle

Addition Subtraction Crossword

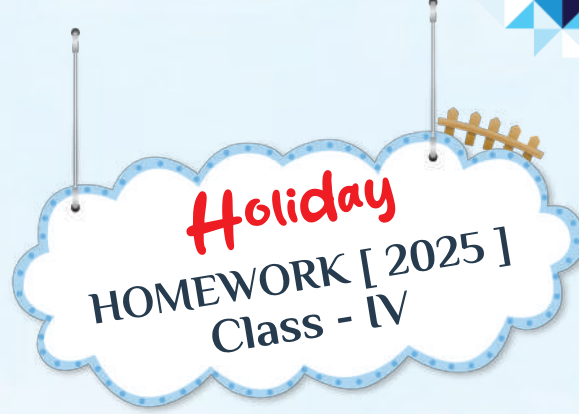


ACROSS

- | | |
|-----------------|-----------------|
| 1. $223 + 342$ | 21. $804 + 92$ |
| 4. $897 - 182$ | 23. $329 - 112$ |
| 6. $95 + 93$ | 25. $30 - 11$ |
| 7. $444 - 16$ | 26. $22 + 67$ |
| 9. $58 + 135$ | 27. $119 + 447$ |
| 11. $386 + 335$ | |
| 13. $31 + 42$ | |
| 14. $600 - 55$ | |
| 16. $188 + 94$ | |
| 19. $711 - 377$ | |

DOWN

- | | |
|-----------------|-----------------|
| 1. $177 + 340$ | 15. $642 - 206$ |
| 2. $900 - 382$ | 16. $311 - 70$ |
| 3. $17 + 21$ | 17. $12 + 16$ |
| 4. $835 - 104$ | 18. $903 - 624$ |
| 5. $333 + 260$ | 20. $125 + 204$ |
| 8. $400 - 197$ | 22. $950 - 14$ |
| 10. $755 + 180$ | 24. $50 + 25$ |
| 11. $909 - 151$ | 25. $5 + 5$ |
| 12. $12 + 3$ | |
| 13. $864 - 111$ | |



Computer

“Young Explorers”

Craft: Make a keyboard model using cardboard and buttons.

Materials Needed:

- Old cardboard sheet
- Buttons or small beads/bottle caps
- Glue
- Black marker or sketch pen
- Scissors (under adult supervision)
- Optional: paint, colored paper, labels

Instructions:

1. Cut a rectangle from the cardboard to make the keyboard base (approx. 25 cm x 10 cm).
2. Arrange buttons or caps in rows, just like a real keyboard (3–4 rows).
3. Glue each button in place.
4. Use a marker to write letters or numbers on the buttons. You can also cut small squares of paper and write on them.
5. Label special keys like:
 - a. Spacebar (use a long strip of paper or cardboard)
 - b. Enter
 - c. Shift
 - d. Delete

Decorating Ideas:

- Paint or color the cardboard base.
- Add a paper title: “My Handmade Keyboard”
- Use glitter or washi tape to make borders fun and colorful.

