

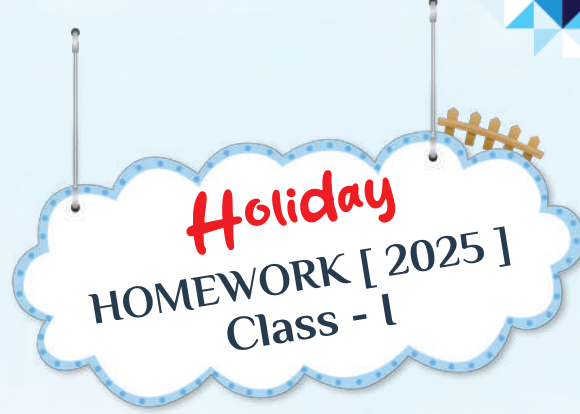
*Holiday*  
**HOMework** [ 2025 ]  
Class - I

*Happy  
summer  
holidays!*



The Magic of Summer Days





It's time to have some fun, Summer holidays have just begun.  
You can dance, you can sing

That will be a wonderful  
thing!

Put together a jigsaw, bake a cake,  
Or may be a chocolate or strawberry shake.

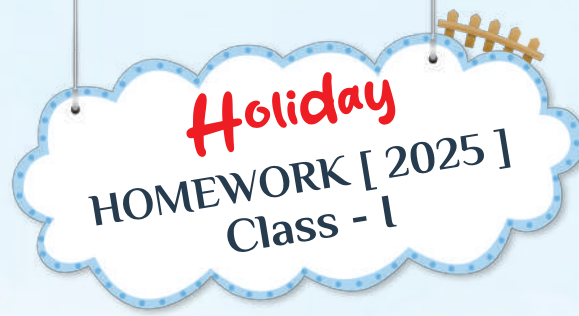
Help your mom and dad as you always should

Care for your grandparents as a young  
ASTERIAN would!

Work, enjoy, have fun – with your head held high.







## GENERAL INSTRUCTIONS

### LET HEALTHY LIFESTYLE BE YOUR PRIORITY

- Wash hands frequently using soap and water.
- Eat healthy food.
- Drink plenty of water.
- Go for walk and exercise regularly.
- Trim your nails regularly.
- Take bath every day.

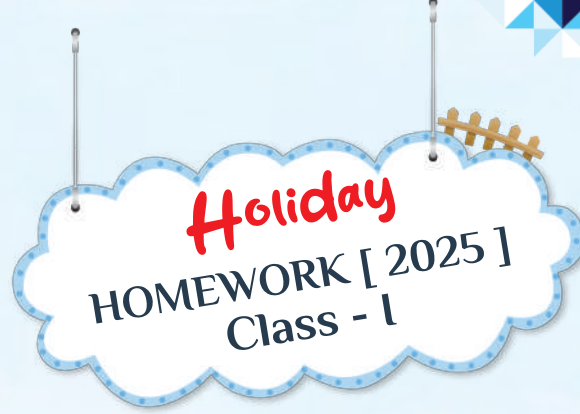
### BE A WONDERFUL HUMAN BEING

- Follow a schedule during holidays.
- Watch educational channels like Discovery Kids, Animal Planet etc.
- Be a helping hand to your parents and learn the skill of shared responsibility.
- Feed and help the needy people.
- Pray to almighty every day.
- Use magic words: Thank you, Sorry, Excuse me, Please etc.

### DEVELOP LANGUAGE SKILLS

- Converse in English.
- Read more and more of story books and learn new words.
- Read headlines of newspaper daily.

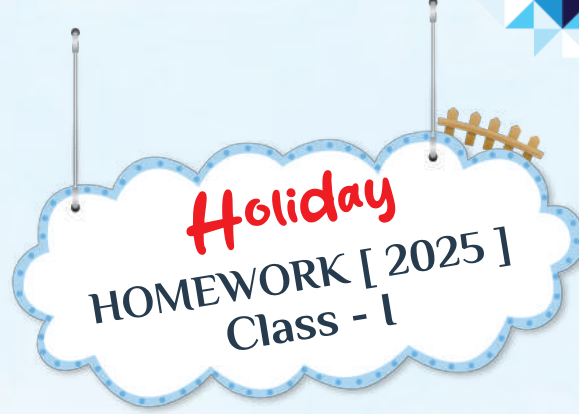




**INSTRUCTIONS TO BE  
FOLLOWED WHILE DOING  
HOLIDAYS' HOMEWORK**

- Take the print outs of the worksheets attached and complete them in your own handwriting.
- Compile all the worksheets in a beautiful folder and submit the folder on 4<sup>th</sup> July 2025.
- Revise all the work done in all the subjects in the class.
- Practice for Role Play Competition on the theme 'Our Community Helpers' to be held in the month of July.





## LEARN BEYOND THE CLASSROOM WITH E-LEARNING

E-Learning is an empowering tool for students to enhance their knowledge and skills. Enhance your learning in a fun way by watching the given videos.

### ENGLISH

- **Story 11X**-“The Forest on the Hill”

<https://youtu.be/pat9kRJGaQQ?si=SWtb9z4kOnBKHxi6>

- **Story 12X**- “The Land of Pink Trees”

<https://youtu.be/jSPuQm9im2o?si=rK2hFRk5KcDgbExj>

- **Story 13X**- “My Dinner Stinks”

<https://youtu.be/YH-K2JGf-eU?si=0BgIMt5V4wXgkxET>

- 42 Jolly Phonic sounds in order

[https://youtu.be/iTp4agL\\_kY8?si=yvsonPf3hNXu1TZr](https://youtu.be/iTp4agL_kY8?si=yvsonPf3hNXu1TZr)





**Holiday**  
**HOMEWORK [ 2025 ]**  
**Class - I**


# NOUN

Look at the picture and tick the correct noun



Thing

Animal



Place

Thing



Thing

Person



Animal

Thing



Place

Person



Person

Thing



Animal

Thing



Thing

Animal



Person

Animal



Place

Person

## RHYME-A-WHILE

Identify the given pictures and write their rhyming words.







**Aster**

Since 1994

Public School

Explore | Expand | Excel

1A/5, KP-1, Greater Noida

**Holiday**

**HOMEWORK [ 2025 ]**  
**Class - I**

## PHONIC BLEND

Look at the given pictures and fill in the missing letters to complete the 'th' sound words.



Th \_ \_ \_



Th \_ \_ \_



Th \_ \_



Th \_ \_



Th \_ \_ \_



Th \_ \_ \_ \_





**Aster**

Since 1994

Public School

Explore | Expand | Excel


1A/5, KP-1, Greater Noida

**Holiday**

**HOMEWORK [ 2025 ]**  
**Class - I**

## COLOUR IDENTIFICATION

Look at the scenery and name the colours.



Sun - \_\_\_\_\_

Mountains - \_\_\_\_\_

Trees - \_\_\_\_\_

Flowers - \_\_\_\_\_

Hut - \_\_\_\_\_

Clouds - \_\_\_\_\_

Apples - \_\_\_\_\_

Lake - \_\_\_\_\_



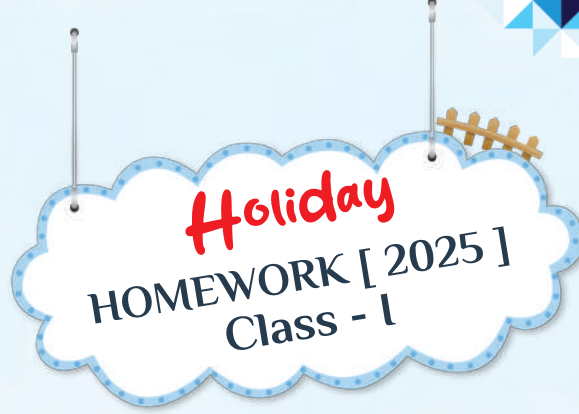
**Aster**

Since 1994

Public School
















Explore | Expand | Excel

1A/5, KP-1, Greater Noida



## FUN WITH WEEK DAYS

Read the given days of the week and write down its next day.

 Sunday	 Monday	 _____
 Wednesday	 Thursday	 _____
 Monday	 Tuesday	 _____
 Saturday	 Sunday	 _____
 Thursday	 Friday	 _____





**Aster**

Since 1994

Public School

Explore | Expand | Excel

1A/5, KP-1, Greater Noida

**Holiday**

**HOMEWORK [ 2025 ]**  
**Class - I**

दिए गए शब्दों से समान स्वर वाले शब्द बनाइए।





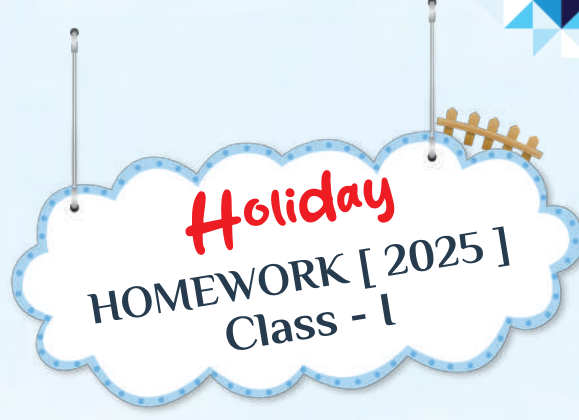
**Aster**

Since 1994

Public School

Explore | Expand | Excel

1A/5, KP-1, Greater Noida



दिए गए शब्दों से वाक्य बनाइए।

1. महल -

---

2. नाव -

---

3. खत -

---

4. गाना -

---

5. फल -

---

6. गाजर -

---

7. शहर -

---

8. तबला -

---

9. कसरत -

---

10. अखबार -

---







**Aster**

Since 1994

Public School

Explore | Expand | Excel

1A/5, KP-1, Greater Noida

**Holiday**

**HOMEWORK [ 2025 ]**  
**Class - I**

## शब्दों की रेलगाड़ी

नीचे दिए गए उदाहरण के अनुसार शब्दों को पढ़कर  
अंतिम वर्ण से नया शब्द बनाइए।

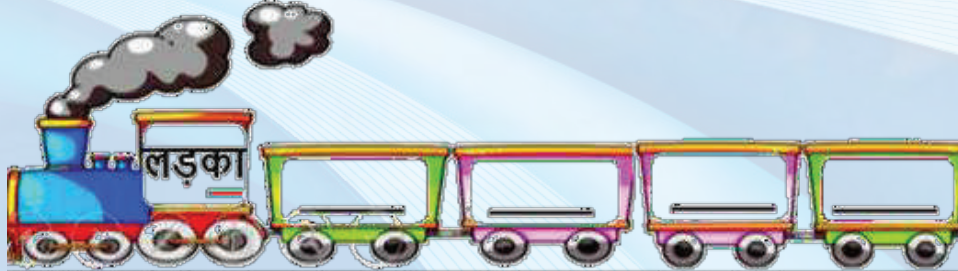
उदाहरण:

नल

लहर

रथ

थरमस





**Aster**

Since 1994

Public School


Explore | Expand | Excel

1A/5, KP-1, Greater Noida

**Holiday**

**HOMEWORK [ 2025 ]**  
**Class - I**

**नए शब्दों का खेल**  
नीचे दिए गए वर्णों से नए शब्द बनाइए।







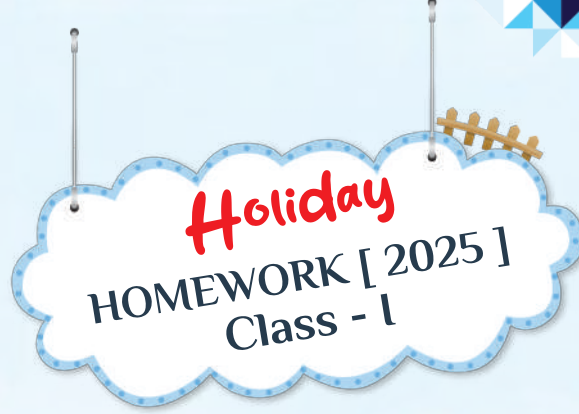
**Aster**

Since 1994

Public School

Explore | Expand | Excel

1A/5, KP-1, Greater Noida



## Greater & Smaller

Pick up the greater number and write it in the box in front of the alligator's open mouth and the smaller one behind its tail.



17 , 38



23 , 25



19 , 20



6 , 16



15 , 25



29 , 35



11 , 23



15 , 16



12 , 24



18 , 22





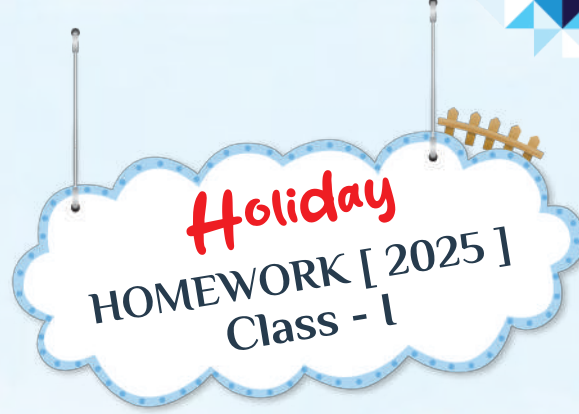
**Aster**

Since 1994

Public School


Explore | Expand | Excel

1A/5, KP-1, Greater Noida



## Greatest Number and Smallest Number

Colour the greatest number with Blue and smallest number with Red.







**Aster**

Since 1994

Public School

Explore | Expand | Excel


1A/5, KP-1, Greater Noida

**Holiday**

**HOMEWORK [ 2025 ]**  
**Class - I**

## Number Names and Numerals

Count each object in the picture and write its numeral and number name.



\_\_\_\_\_




\_\_\_\_\_



\_\_\_\_\_



\_\_\_\_\_



\_\_\_\_\_



\_\_\_\_\_



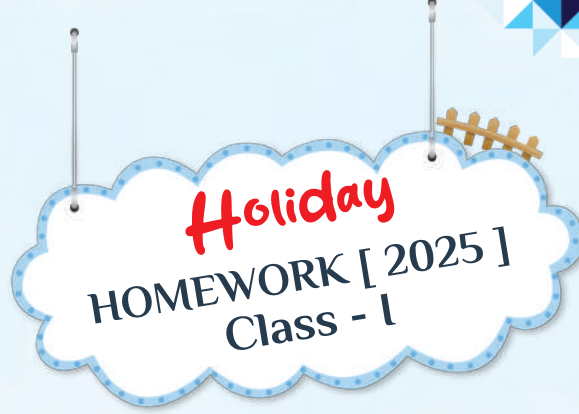
**Aster**

Since 1994

Public School

Explore | Expand | Excel

1A/5, KP-1, Greater Noida



# ALL ABOUT ME



Birthday

I Am a  
Boy / Girl

I am \_\_\_\_\_  
Years Old

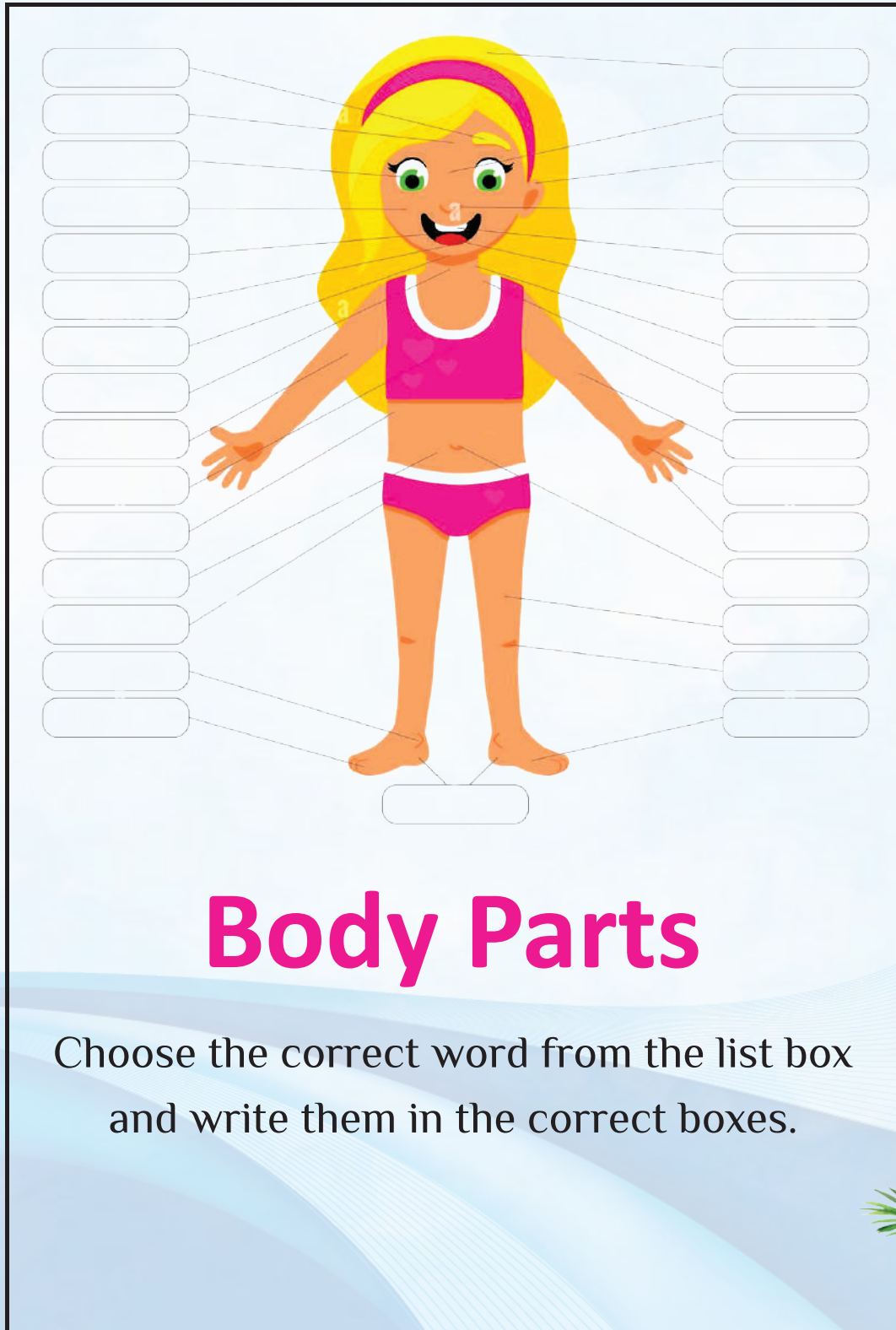
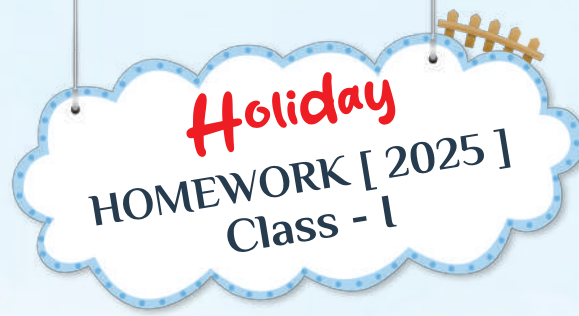
My School  
Name is:

Mother Name:

Father Name

Favourite colour

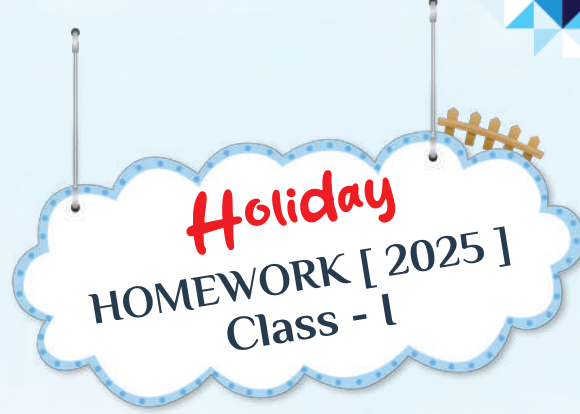


A worksheet for identifying body parts. It features a cartoon girl with blonde hair, a pink headband, a pink tank top, and pink shorts. She is standing with her arms outstretched. Lines connect various parts of her body to empty boxes for labeling. There are 14 boxes on the left side, 14 boxes on the right side, and 1 box at the bottom center. The boxes are arranged in two columns of seven on each side, and one box at the bottom center.

**Body Parts**

Choose the correct word from the list box and write them in the correct boxes.





## **SPEAKING ACTIVITY**

Learn 6 to 7 sentences on the given topics for the speaking activity to be held in the school after summer vacations.

MY MOTHER or MY SCHOOL or  
MY FAMILY

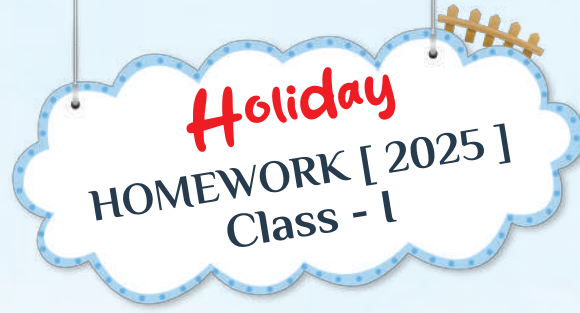
## **WRITING ACTIVITY**

Write 6 to 7 lines on given topics according to your roll numbers.

MY HOUSE or MY GARDEN or MY TOY







## COOKING WITHOUT FIRE ACTIVITY

Make any refreshing summer drink, note down its name and ingredients. Also, capture the moment of enjoying it.

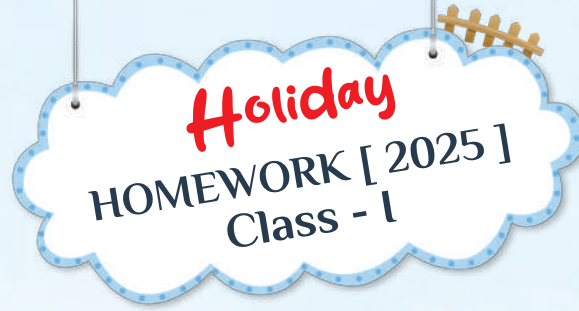
NAME OF THE DRINK

INGREDIENTS

_____	_____
_____	_____


**CAPTURED MOMENT**





**Art and Craft -**

**1.**



**MAKE A BEAUTIFUL COLLAGE OF TREES AND FLOWERS FOUND IN  
ANDAMAN AND NICOBAR ISLANDS .**

**2. School Art File -**

- a) Activity - 3 (pg. no. 3)
- b) Activity - 4 (pg. no. 5)
- c) Activity - 6 (pg. no. 8)
- d) Activity - 8 (pg. no. 10)

- **DO THE GOOD WORK TO MAKE WORLD A BETTER PLACE**
  - **FEED A STRAY DOG**
  - **HELP NEEDY**
  - **PLANT A SAPLING**
  - **GIVE WATER AND GRAINS TO BIRD**

**Note: Make a video or capture a picture and send it to the Class Teacher .**

